



Lions Head Country Club

251 Lions Head Boulevard South
Brick, NJ 08723
Pro Shop: 732 477-7277

Golfers Guide

Contents:

- Club History
- LHCC Regulations
- Golf Etiquette
- Frequent Rule Questions
- Local General Rules
- Course Map
- Hole Descriptions & Layout



**THIS GUIDE
PROPERTY OF:** _____

Club History

THE LAND . . .

The Lions Head Country Club Golf Course is situated on 29 acres of pineland and wetland indigenous to the Central Jersey area.

The golf course surrounds a natural cedar swamp containing cedar trees, holly trees and a pond with a creek that flows through the ninth fairway emptying into the Barnegat Bay.

The ninth fairway also has what is left of a native cranberry bog where berries may be found in the fall.

The wooded area contains a variety of birds, ducks, chipmunks, deer, squirrels and a lot of golf balls.

THE COURSE . . .

The golf course opened for play in April, 1984. The course was designed by Hal Purdy, a noted area golf architect; who developed the 18-hole Forge Pond layout operated by the Ocean County Park System.

The LHCC course is a nine-hole, par 28, executive layout. Play is from two sets of tees providing diferent yardage for each hole. One may play the front tees for 1150 yards and the back tees for 1445 yards. Total yardage using that method of play is 2595 for 18 holes.

Course description continued on inside back cover

The Rules of Golf as approved by the USGA for etiquette, definitions and rules will govern play on the course unless modified by one or more of the following local rules:

LHCC Regulations

1. Each player must wear proper attire (shirt and golf shoes).
2. Each player must have their own golf clubs and a golf bag or rack,
3. Adult guests who are not residents of Lions Head South or North are required to pay the current Greens Fee for play.
4. Guests ages 12 thru 17 are permitted to play anytime, but must be accompanied by an adult member. A guest fee is also required.
5. All players, members and guests must register in the pro shop with the starter (if on duty) prior to play.
6. Members must be prepared to show their proper I.D. Badges on their golf bag during play.
7. The course is closed on Mondays for maintenance.
8. Play should not start before 8am when the course is open.
9. Ladies Day will be every Wednesday, except holidays, from 8am to 11am.
10. The course will be closed to other players during tournaments sponsored by the Country Club.
11. Pertinent information for the members will be posted on bulletin boards in the Club House.

Golf Etiquette

1. Don't move, talk or stand close to or directly behind a player taking a stance to make a stroke.
2. Don't play until the group in front of you is out of the way.
3. To move play along, go ahead and tee off if you can't reach the green.
4. Always play without delay.
5. Invite faster groups to play through.
6. Limit conversation during play.
7. Walk briskly between shots.
8. Limit the number of practice swings you take.
9. Pull your cart up to the ball when taking your turn and, when on the green, move cart to side or rear of green. Never have to walk back to retrieve your cart.
10. No more than three minutes should be taken to find a lost ball.
11. No ball hawking is allowed.
12. Don't drop clubs on the putting green to cause indentations.
13. Don't step on the line of an opponent's putt.
14. Replace the flagstick carefully in an upright position.
15. Leave the green as soon as all players in your group have holed out.
16. Replace divots on tees and fairways.
17. Rake sand traps and repair ball marks on the green.
18. Leave the course in the condition in which you would like to find it.
19. Just remember, golf is a game to be enjoyed.

Frequent Rule Questions

- If putting on the green, you may lift, mark and clean your ball. Always replace your ball in the exact spot of your marker.
- If putting on the green, your ball strikes an opponent's ball, you incur a two stroke penalty for not asking your opponent to mark their ball.
- If playing in a sand trap, you are not to "ground" (touching the sand prior to striking the ball) your club and no practice swings are allowed in the sand.
- The flag on the green may be tended when chipping from the fringe of the green or putting on the green. The flag may be left in the hole when chipping and must be removed when putting*. If your ball strikes the flagstick when putting you incur a two-stroke penalty.
- If you play an opponents ball in error, you must play your ball from its correct lie with a two-stroke penalty. Your opponent then plays their shot from as near as possible to their original lie with no penalty.

*Revised Rules of Golf now allow flag to remain in when putting.

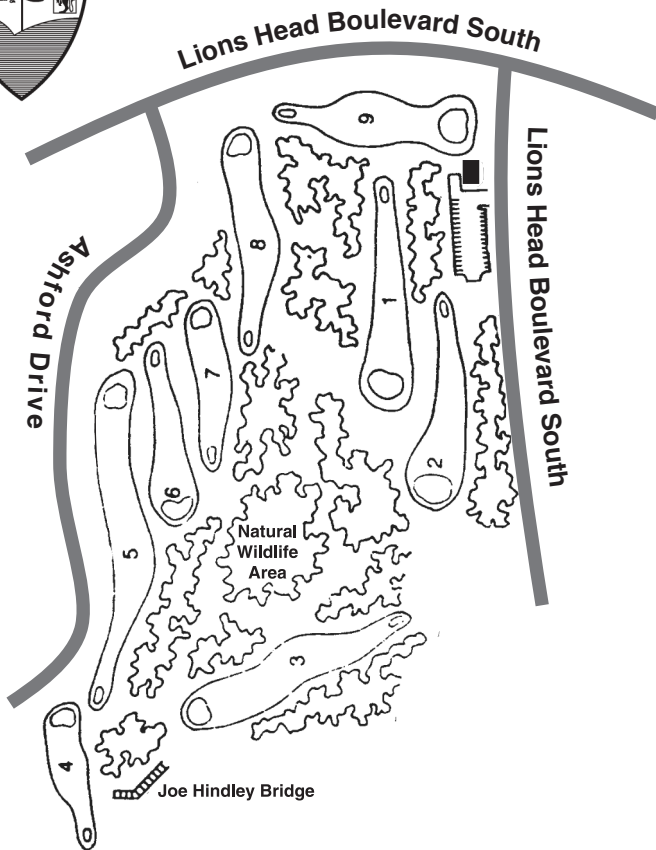
Local General Rules

1. All play must start on the first tee.
2. Players who have finished the ninth hole and wish to continue play must alternate with players waiting on the first tee.
3. Playing in groups of more than four is prohibited.
4. Singles are encouraged to join with other players.
5. Players must tee off behind tee markers and use wooden tees.
6. Bags and carts must be kept off tees, greens and out of traps.
7. Winter rules are played year round, meaning the ball may be turned over with your club, no closer to the hole; if in the fairway only!
8. Yardages shown on the scorecard from the white tees are from the front of the tee box to the center of the greens; and for the blue tees from the rear of the tee box to the center of the greens.

**PLEASE REPLACE ALL DIVOTS
On the Tees & Fairways
REPAIR ALL BALL MARKS
On the Greens
It just takes a few seconds to
Keep our course in good condition.**



Course Map



HOLE #1

If the ball you hit lands . . .

. . . in any lateral woods and is not playable:

1. Play your next shot within two club lengths from the nearest point of entry; no closer to the hole.
2. PENALTY - 1 stroke.

. . . in the parking lot:

1. PENALTY - 1 stroke and loss of distance.
2. Replay next shot from the tee.

. . . Along the fence:

1. Play your next shot two club lengths from the fence; no closer to the hole.
2. PENALTY - none.

Parking
Lot
Is
Out
Of
Bounds



Hole 1
Par 3

White
75 yd

Blue
115 yd



HOLE #2

If the ball you hit lands . . .

. . . in any lateral woods and is not playable:

1. Play your next shot within two club lengths from the nearest point of entry; no closer to the hole.
2. PENALTY - 1 stroke.

. . . in the street:

1. PENALTY - 1 stroke and loss of distance.
2. Replay next shot from the tee.

. . . along the fence, on the sidewalk or grass median:

1. Play your next shot two club lengths from the lie; no closer to the hole.
2. PENALTY - none.

. . . against the pump house, electrical or telephone control boxes or the concrete culvert and not playable:


1. Play your next shot two club lengths from the lie; no closer to the hole.
2. PENALTY - none.

Street
Is
Out
Of
Bounds

Lions Head Boulevard



Hole 2
Par 3



White
125 yd

Blue
165 yd

HOLE #3

If the ball you hit lands . . .

. . . in any lateral woods and is not playable:

1. Play your next shot within two club lengths from the nearest point of entry; no closer to the hole.
2. PENALTY - 1 stroke.

. . . over the fence to the left of fairway and green:

1. Replay shot from the tee or from the fairway at the spot from which the original ball was last played.
2. PENALTY - 1 stroke and loss of distance.

. . . along the fence, monument behind green or on the bridge:

1. Play your next shot two club lengths from the lie; no closer to the hole.
2. PENALTY - none.

Fence
Is
Out
Of
Bounds ●

White
155 yd
Blue
185 yd



Hole 3
Par 3

HOLE #4

If the ball you hit lands . . .

. . . in any lateral woods and is not playable:

1. Play your next shot within two club lengths from the nearest point of entry; no closer to the hole.
2. PENALTY - 1 stroke.

. . . over the out-of-bounds white pipes left of fairway or in the street back of green:

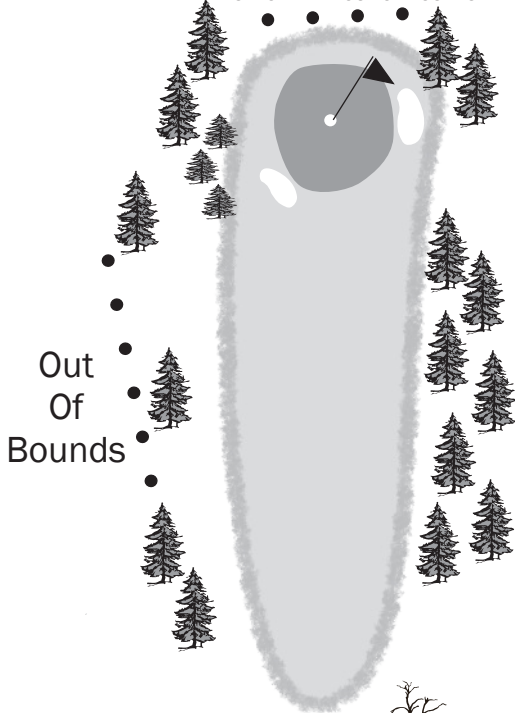
1. PENALTY - 1 stroke and loss of distance.
2. Replay next shot from the tee.

. . . along fences:

1. Play your next shot two club lengths from the lie; no closer to the hole.
2. PENALTY - none.

REMINDER - if there is a possibility that your ball may be out-of-bounds, please hit a provisional ball.

ASHFORD DR - OUT OF BOUNDS



Out
Of
Bounds



Hole 4
Par 3

White
75 yd

Blue
105 yd



HOLE #5

If the ball you hit lands . . .

. . . in any lateral woods and is not playable:

1. Play your next shot within two club lengths from the nearest point of entry; no closer to the hole.
2. PENALTY - 1 stroke.

. . . in the street to the left:

1. PENALTY - 1 stroke and loss of distance.
2. Replay next shot from the tee, or from the fairway at the spot from which the original ball was last played.

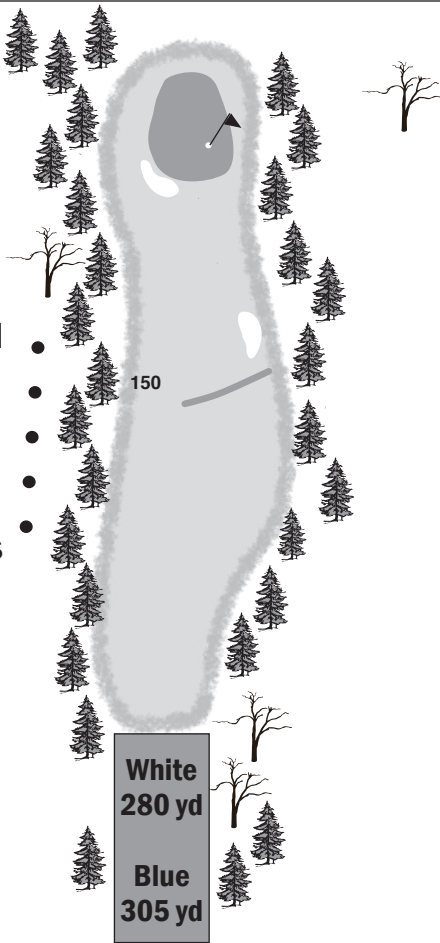
. . . in the creek and not playable:

1. Drop a ball behind the creek as far back as desired at a spot in line with the hole and point of entry.
2. PENALTY - 1 stroke.

. . . on the concrete culvert, the bridge, or along the fence next to green:

1. Play your next shot two club lengths from the lie, no closer to the hole.
2. PENALTY - none.

Ashford
Drive
Is
Out
Of
Bounds



White
280 yd

Blue
305 yd



Hole 5
Par 4

HOLE #6

If the ball you hit lands . . .

. . . in any lateral woods and is not playable:


1. Play your next shot within two club lengths from the nearest point of entry; no closer to the hole.
2. PENALTY - 1 stroke.

. . . along the fence: (*Fence has been removed*)

1. Play your next shot two club lengths from the lie; no closer to the hole.
2. PENALTY - none.

REMINDER - there are yardage markers, benches, ball washers and waste receptacles on each hole. If your ball lands near any of these items and interferes with your swing, play your next shot two club lengths from the lie, no closer to the hole.

PENALTY - none.



Hole 6
Par 3

White
95 yd

Blue
125 yd

HOLE #7

If the ball you hit lands . . .

. . . in any lateral woods and is not playable:

1. Play your next shot within two club lengths from the nearest point of entry; no closer to the hole.
2. PENALTY - 1 stroke.

. . . in the creek and is not playable:

1. Drop a ball behind the creek, as far back as desired, at a spot in line with the hole and the point of entry.
2. PENALTY - 1 stroke.

. . . in the street:


1. PENALTY - 1 stroke and loss of distance.
2. Replay shot from the tee.

. . . along the concrete culvert or the bridge:

1. Play your next shot two club lengths from the lie, no closer to the hole.
2. PENALTY - none.

RAKE TRAPS - leave all sand traps the way you would like to find them, all smooth and playable.

ASHFORD DRIVE - OUT OF BOUNDS



Hole 7
Par 3

White
100 yd

Blue
130 yd

HOLE #8

If the ball you hit lands . . .

. . . in any lateral woods and is not playable:

1. Play your next shot within two club lengths from the nearest point of entry; no closer to the hole.
2. PENALTY - 1 stroke.

. . . in the street:

1. PENALTY - 1 stroke and loss of distance.
2. Replay shot from the tee, or from the fairway at the spot from which the original ball was last played.

REPAIR BALL MARKS - it requires little effort to keep the green clear of deaf spots and indentations.

LIONS HEAD BLVD - OUT OF BOUNDS

ASHFORD DRIVE
OUT OF BOUNDS



Hole 8
Par 3

White
120 yd

Blue
155 yd



HOLE #9

If the ball you hit lands . . .

. . . in any lateral woods and is not playable:

1. Play your next shot within two club lengths from the nearest point of entry; no closer to the hole.
2. PENALTY - 1 stroke.

. . . in the natural wildlife area (bog) and is not playable:

1. MEN - play your next shot from the sidewalk drop area (women's tee) and tee the ball up.
2. LADIES - play your next shot from the drop area in front of the bog.
3. PENALTY - 1 stroke.

. . . in the street:

1. Replay shot from the tee, or from the fairway at the spot from which the original ball was last played.
2. PENALTY - 1 stroke and loss of distance.

Hole # 9 continued on following page

HOLE #9 - continued

If the ball you hit lands . . .

. . . in the storm run off ditch to the left of fairway:

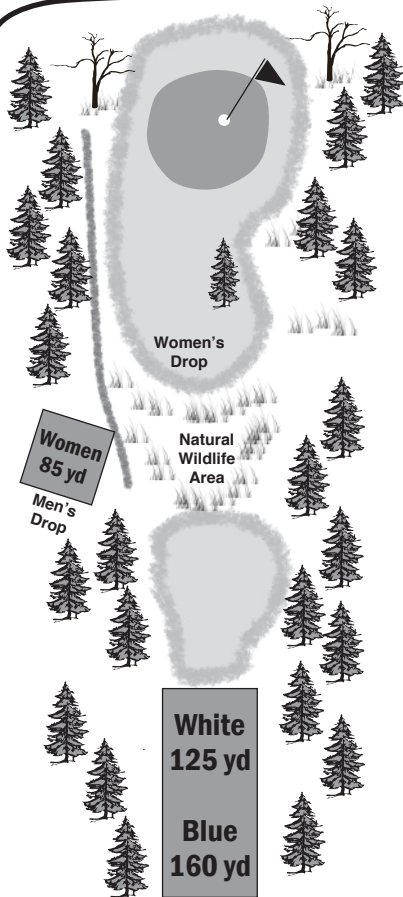
1. The ditch is a lateral water hazard, play your next shot two club lengths from the point of entry.
2. PENALTY - 1 stroke. (*Note: if the ditch is dry and your lie is playable, play your next shot without penalty*).

. . . on the sidewalk, grass median or concrete culvert to left of green:

1. Play your next shot two club lengths from the lie, no closer to the hole.
2. PENALTY - none.

LIONS HEAD BOULEVARD - OUT OF BOUNDS

LIONS HEAD BOULEVARD - OUT OF BOUNDS



Hole 9
Par 3

Every course has a signature hole. The ninth hole at the LHCC is a par 3 beauty playing 160 yards from the rear tee. Standing on the tee, one has a panoramic view of the challenge presented by the cranberry bog between the tee and the green. Any tee shot that falls short will end up in the bog. Many fine rounds have met with disaster on the ninth hole.

THE PRIVILEGES . . .

"Tee Time - Anytime". That is the beauty of the course. Our members have found that this is the advantage of having a course in your own back yard. Many of our members walk to the course, meet fellow members, join a foursome or play alone, and play as many holes as they desire. Sometimes our members just sit in the clubhouse and enjoy the companionship of fellow golfers. the golf clubhouse is the scene for many tall tales of past and present rounds of golf. Fore!



Revised 2015

Graphics & Typography compliments Brian Halm